

STATEMENT OF APPROVED BUDGET, UTILIZATIONS, DISBURSEMENTS AND BALANCES

(For Off-Budgetary Funds)


As at the Quarter Ending June 30, 2021


Department : State Universities and Colleges (SUCs)  
 Agency/Entity : Cagayan State University  
 Operating Unit : < not applicable >  
 Organization Code (UACS) : 08 022 0000000  
 Fund Cluster : 05 Internally Generated Funds  
 (e.g. UACS Fund Cluster: 05-Internally Generated Funds and 06-Business Related Funds)


Particulars	UACS CODE	Approved Budget			Utilizations					Disbursements				Balances			
		Approved Budgeted Revenue	Adjustments (Reductions, Modifications/)	Adjusted Budgeted Revenue	1st Quarter Ending March 31	2nd Quarter Ending June 30	3rd Quarter Ending Sept. 30	4th Quarter Ending Dec. 31	Total	1st Quarter Ending March 31	2nd Quarter Ending June 30	3rd Quarter Ending Sept. 30	4th Quarter Ending Dec. 31	TOTAL	Unutilized Budget	Unpaid Obligations	
																Due and Demandable	Not Yet Due and Demandable
1	2	3	4	5=[(3+(-)4)]	6	7	8	9	10=(6+7+8+9)	11	12	13	14	15=(11+12+13+14)	16=(5-10)	17	18
General Administration and Support	1000000000000000	34,490,005.30	(8,540.11)	34,481,465.19	5,248,615.48	7,974,329.21	0.00	0.00	13,222,944.69	4,986,864.72	7,557,177.35	0.00	0.00	12,544,042.07	21,258,520.50	0.00	678,902.62
General Management and Supervision	100000100001000	34,490,005.30	(8,540.11)	34,481,465.19	5,248,615.48	7,974,329.21	0.00	0.00	13,222,944.69	4,986,864.72	7,557,177.35	0.00	0.00	12,544,042.07	21,258,520.50	0.00	678,902.62
MOOE		17,641,959.18	(8,540.11)	17,633,419.07	4,522,215.48	7,897,329.21	0.00	0.00	12,419,544.69	4,320,864.72	7,462,277.35	0.00	0.00	11,783,142.07	5,213,874.38	0.00	636,402.62
CO		16,848,046.12	0.00	16,848,046.12	726,400.00	77,000.00	0.00	0.00	803,400.00	666,000.00	94,900.00	0.00	0.00	760,900.00	16,044,646.12	0.00	42,500.00
Sub-Total, General Administration and Support		34,490,005.30	(8,540.11)	34,481,465.19	5,248,615.48	7,974,329.21	0.00	0.00	13,222,944.69	4,986,864.72	7,557,177.35	0.00	0.00	12,544,042.07	21,258,520.50	0.00	678,902.62
PS		0.00	0.00	0.00	0.00	0.00	0.00	0.00	0.00	0.00	0.00	0.00	0.00	0.00	0.00	0.00	0.00
MOOE		17,641,959.18	(8,540.11)	17,633,419.07	4,522,215.48	7,897,329.21	0.00	0.00	12,419,544.69	4,320,864.72	7,462,277.35	0.00	0.00	11,783,142.07	5,213,874.38	0.00	636,402.62
FinEx (if Applicable)		0.00	0.00	0.00	0.00	0.00	0.00	0.00	0.00	0.00	0.00	0.00	0.00	0.00	0.00	0.00	0.00
CO		16,848,046.12	0.00	16,848,046.12	726,400.00	77,000.00	0.00	0.00	803,400.00	666,000.00	94,900.00	0.00	0.00	760,900.00	16,044,646.12	0.00	42,500.00
Support to Operations	2000000000000000	1,562,994.82	20,400.00	1,583,394.82	435,226.80	459,514.11	0.00	0.00	894,740.91	435,226.80	458,576.61	0.00	0.00	893,803.41	688,653.91	0.00	937.50
Auxiliary Services	200000100001000	1,562,994.82	20,400.00	1,583,394.82	435,226.80	459,514.11	0.00	0.00	894,740.91	435,226.80	458,576.61	0.00	0.00	893,803.41	688,653.91	0.00	937.50
MOOE		1,192,998.32	20,400.00	1,213,398.32	435,226.80	442,014.11	0.00	0.00	877,240.91	435,226.80	442,014.11	0.00	0.00	877,240.91	336,157.41	0.00	0.00
CO		369,996.50	0.00	369,996.50	0.00	17,500.00	0.00	0.00	17,500.00	0.00	16,562.50	0.00	0.00	16,562.50	352,496.50	0.00	937.50
Sub-Total, Support to Operations		1,562,994.82	20,400.00	1,583,394.82	435,226.80	459,514.11	0.00	0.00	894,740.91	435,226.80	458,576.61	0.00	0.00	893,803.41	688,653.91	0.00	937.50
PS		0.00	0.00	0.00	0.00	0.00	0.00	0.00	0.00	0.00	0.00	0.00	0.00	0.00	0.00	0.00	0.00
MOOE		1,192,998.32	20,400.00	1,213,398.32	435,226.80	442,014.11	0.00	0.00	877,240.91	435,226.80	442,014.11	0.00	0.00	877,240.91	336,157.41	0.00	0.00
FinEx (if Applicable)		0.00	0.00	0.00	0.00	0.00	0.00	0.00	0.00	0.00	0.00	0.00	0.00	0.00	0.00	0.00	0.00
CO		369,996.50	0.00	369,996.50	0.00	17,500.00	0.00	0.00	17,500.00	0.00	16,562.50	0.00	0.00	16,562.50	352,496.50	0.00	937.50
Operations	3000000000000000	35,293,764.34	(11,859.89)	35,281,904.45	4,943,874.27	12,294,256.82	0.00	0.00	17,238,131.09	3,950,799.74	11,456,128.60	0.00	0.00	15,406,928.34	18,043,773.36	0.00	1,831,202.75
OO : Relevant and quality tertiary education ensured to achieve inclusive growth and access of poor but deserving students to quality tertiary education increased	3100000000000000	30,673,467.81	26,446.11	30,699,913.92	4,529,377.43	11,017,202.25	0.00	0.00	15,546,579.68	3,552,779.10	10,183,877.03	0.00	0.00	13,736,656.13	15,153,334.24	0.00	1,809,923.55
HIGHER EDUCATION PROGRAM	3101000000000000	30,673,467.81	26,446.11	30,699,913.92	4,529,377.43	11,017,202.25	0.00	0.00	15,546,579.68	3,552,779.10	10,183,877.03	0.00	0.00	13,736,656.13	15,153,334.24	0.00	1,809,923.55
Provision of Higher Education Services	310100100002000	30,673,467.81	26,446.11	30,699,913.92	4,529,377.43	11,017,202.25	0.00	0.00	15,546,579.68	3,552,779.10	10,183,877.03	0.00	0.00	13,736,656.13	15,153,334.24	0.00	1,809,923.55
MOOE		21,804,088.83	218,352.11	22,022,440.94	4,392,818.43	10,330,708.91	0.00	0.00	14,723,527.34	3,434,120.10	9,949,833.69	0.00	0.00	13,383,953.79	7,298,913.60	0.00	1,339,573.55
CO		8,869,378.98	(191,906.00)	8,677,472.98	136,559.00	686,493.34	0.00	0.00	823,052.34	118,659.00	234,043.34	0.00	0.00	352,702.34	7,854,420.64	0.00	470,350.00
OO : Higher education research improved to promote economic productivity and innovation	3200000000000000	4,163,877.39	0.00	4,163,877.39	409,496.84	1,207,664.57	0.00	0.00	1,617,161.41	392,976.64	1,207,661.57	0.00	0.00	1,600,638.21	2,546,715.98	0.00	16,523.20
ADVANCED EDUCATION PROGRAM	3201000000000000	1,927,420.00	0.00	1,927,420.00	250,000.00	841,201.17	0.00	0.00	1,091,201.17	250,000.00	841,201.17	0.00	0.00	1,091,201.17	836,218.83	0.00	0.00

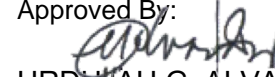
Department : State Universities and Colleges (SUCs)  
 Agency/Entity : Cagayan State University  
 Operating Unit : < not applicable >  
 Organization Code (UACS) : 08 022 0000000  
 Fund Cluster : 05 Internally Generated Funds  
 (e.g. UACS Fund Cluster: 05-Internally Generated Funds and 06-Business Related Funds)

Particulars	UACS CODE	Approved Budget			Utilizations					Disbursements					Balances		
		Approved Budgeted Revenue	Adjustments (Reductions, Modifications/)	Adjusted Budgeted Revenue	1st Quarter Ending March 31	2nd Quarter Ending June 30	3rd Quarter Ending Sept. 30	4th Quarter Ending Dec. 31	Total	1st Quarter Ending March 31	2nd Quarter Ending June 30	3rd Quarter Ending Sept. 30	4th Quarter Ending Dec. 31	TOTAL	Unutilized Budget	Unpaid Obligations	
																Due and Demandable	Not Yet Due and Demandable
1	2	3	4	5=[(3+(-)4)]	6	7	8	9	10=(6+7+8+9)	11	12	13	14	15=(11+12+13+14)	16=(5-10)	17	18
Provision of Advanced Education Services	320100100001000	1,927,420.00	0.00	1,927,420.00	250,000.00	841,201.17	0.00	0.00	1,091,201.17	250,000.00	841,201.17	0.00	0.00	1,091,201.17	836,218.83	0.00	0.00
MOOE		1,927,420.00	0.00	1,927,420.00	250,000.00	841,201.17	0.00	0.00	1,091,201.17	250,000.00	841,201.17	0.00	0.00	1,091,201.17	836,218.83	0.00	0.00
CO		0.00	0.00	0.00	0.00	0.00	0.00	0.00	0.00	0.00	0.00	0.00	0.00	0.00	0.00	0.00	0.00
RESEARCH PROGRAM	3202000000000000	2,236,457.39	0.00	2,236,457.39	159,496.84	366,463.40	0.00	0.00	525,960.24	142,976.64	366,460.40	0.00	0.00	509,437.04	1,710,497.15	0.00	16,523.20
Conduct of Research Services	320200100001000	2,236,457.39	0.00	2,236,457.39	159,496.84	366,463.40	0.00	0.00	525,960.24	142,976.64	366,460.40	0.00	0.00	509,437.04	1,710,497.15	0.00	16,523.20
MOOE		1,214,457.39	0.00	1,214,457.39	159,496.84	366,463.40	0.00	0.00	525,960.24	142,976.64	366,460.40	0.00	0.00	509,437.04	688,497.15	0.00	16,523.20
CO		1,022,000.00	0.00	1,022,000.00	0.00	0.00	0.00	0.00	0.00	0.00	0.00	0.00	0.00	1,022,000.00	0.00	0.00	
OO : Community engagement increased	3300000000000000	456,419.14	(38,306.00)	418,113.14	5,000.00	69,390.00	0.00	0.00	74,390.00	5,044.00	64,590.00	0.00	0.00	69,634.00	343,723.14	0.00	4,756.00
TECHNICAL ADVISORY EXTENSION PROGRAM	3301000000000000	456,419.14	(38,306.00)	418,113.14	5,000.00	69,390.00	0.00	0.00	74,390.00	5,044.00	64,590.00	0.00	0.00	69,634.00	343,723.14	0.00	4,756.00
Provision of Extension Services	330100100001000	456,419.14	(38,306.00)	418,113.14	5,000.00	69,390.00	0.00	0.00	74,390.00	5,044.00	64,590.00	0.00	0.00	69,634.00	343,723.14	0.00	4,756.00
MOOE		456,419.14	(38,306.00)	418,113.14	5,000.00	69,390.00	0.00	0.00	74,390.00	5,044.00	64,590.00	0.00	0.00	69,634.00	343,723.14	0.00	4,756.00
CO		0.00	0.00	0.00	0.00	0.00	0.00	0.00	0.00	0.00	0.00	0.00	0.00	0.00	0.00	0.00	0.00
Sub-Total, Operations		35,293,764.34	(11,859.89)	35,281,904.45	4,943,874.27	12,294,256.82	0.00	0.00	17,238,131.09	3,950,799.74	11,456,128.60	0.00	0.00	15,406,928.34	18,043,773.36	0.00	1,831,202.75
PS		0.00	0.00	0.00	0.00	0.00	0.00	0.00	0.00	0.00	0.00	0.00	0.00	0.00	0.00	0.00	0.00
MOOE		25,402,385.36	180,046.11	25,582,431.47	4,807,315.27	11,607,763.48	0.00	0.00	16,415,078.75	3,832,140.74	11,222,085.26	0.00	0.00	15,054,226.00	9,167,352.72	0.00	1,360,852.75
FinEx (if Applicable)		0.00	0.00	0.00	0.00	0.00	0.00	0.00	0.00	0.00	0.00	0.00	0.00	0.00	0.00	0.00	0.00
CO		9,891,378.98	(191,906.00)	9,699,472.98	136,559.00	686,493.34	0.00	0.00	823,052.34	118,659.00	234,043.34	0.00	0.00	352,702.34	8,876,420.64	0.00	470,350.00
GRAND TOTAL		71,346,764.46	0.00	71,346,764.46	10,627,716.55	20,728,100.14	0.00	0.00	31,355,816.69	9,372,891.26	19,471,882.56	0.00	0.00	28,844,773.82	39,990,947.77	0.00	2,511,042.87
PS		0.00	0.00	0.00	0.00	0.00	0.00	0.00	0.00	0.00	0.00	0.00	0.00	0.00	0.00	0.00	0.00
MOOE		44,237,342.86	191,906.00	44,429,248.86	9,764,757.55	19,947,106.80	0.00	0.00	29,711,864.35	8,588,232.26	19,126,376.72	0.00	0.00	27,714,608.98	14,717,384.51	0.00	1,997,255.37
FinEx (if Applicable)		0.00	0.00	0.00	0.00	0.00	0.00	0.00	0.00	0.00	0.00	0.00	0.00	0.00	0.00	0.00	0.00
CO		27,109,421.60	(191,906.00)	26,917,515.60	862,959.00	780,993.34	0.00	0.00	1,643,952.34	784,659.00	345,505.84	0.00	0.00	1,130,164.84	25,273,563.26	0.00	513,787.50

Certified Correct:  
  
 OLIVIA C. LASAM  
 SAO-UBO  
 Date:

Certified Correct:  
  
 MA. REMEDIOS E. TANGONAN  
 University Accountant  
 Date:

Recommending Approval By:  
  
 EMERITA P. GERON  
 Chief AO-Finance  
 Date:

Approved By:  
  
 URDUJAH G. ALVARADO  
 University President  
 Date: